EN

airRoxy sp. z o.o.
ul. Graniczna 40
44-178 Przyszowice

tel.: +48 32 239 42 00
fax: +48 32 230 53 77
e-mail: office@airRoxy.com
www.airRoxy.com

dRim



Manual guide

Dear Customer!
Thank you for choosing our product. We are sure that it will fulfil all your expectations. We wish you satisfaction from your choice of the fan and its usage.

Attention!
Cut off the power supply in the electrical installation before the connection.

L **Phase wire**
N **neutral wire**
T **control wire**

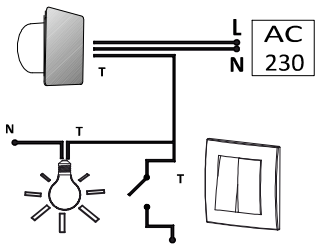

Content of the box



Guarante



Fan

Useful tools

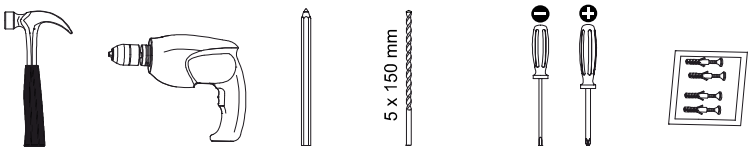

Hammer | Driller | Pencil | Driller | Screwdriver | Set of screws and dowels

Grill disassembly

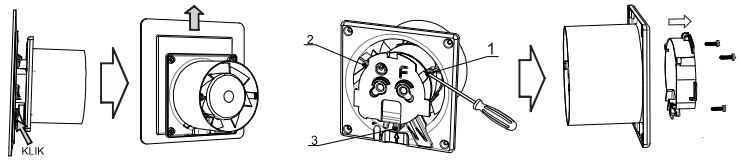

Mounting hole preparation

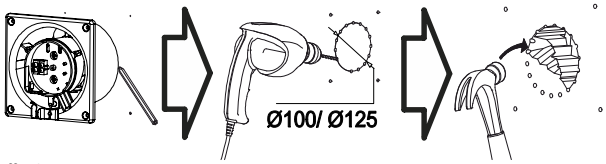

Fan installation

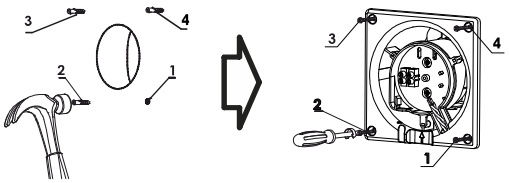

Insert the wire and fasten it using the holder

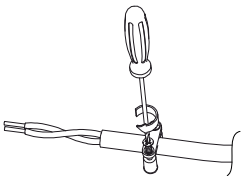

Electrical connection of S

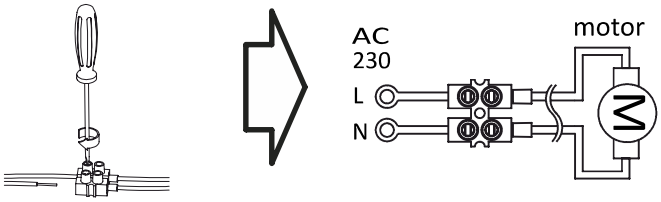

Electrical connection of TS, DTS, HS and RMS version

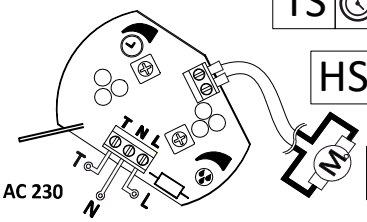

TS — Timer Sensor (The fan operates from 3 to 23 minutes after switching off the light)

HS+TS — Higro Sensor (The fan dries the room depending on chosen humidity level from 40% to 80% (±20%))

DTS — Delayed timer -the fan starts working 3 minutes after turning on the light and ends 3 to 23 minutes after that.

RMS — RMS Movement sensor (The fan turns on depending on chosen sensitivity degree. The sensor has a reach of 5m from the device)

It is possible to set the fan operating time on potentiometer by using a screwdriver in fans with electrical control system (TS, HS and RMS version).

Parameter adjustment in TS, HS and RMS version

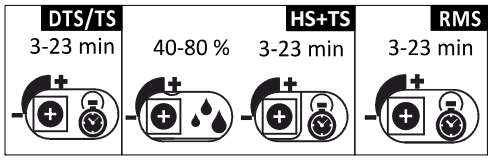

Grill assembly

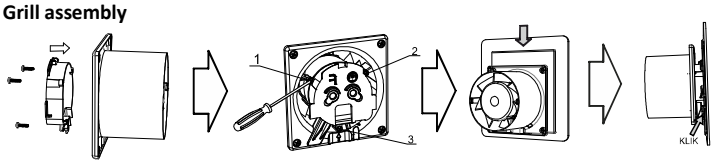

Maintenance and cleaning

Each fan should be cleaned regularly and at least once a year it should be disassembled in order to check the motor and clean the fan from the accumulated dust. The check includes cleaning, external inspection of the motor, start-up and protective device.

1. Cut off the power supply before cleaning the fan.
2. Use soap and damp cloth or sponge to clean the plastic parts
3. After the cleaning proces make sure that all the soap remains has been removed and the inside of the motor is free from liquids.
4. Before reassembling the fan make sure that all the parts are dry.

Remarks

1. All the precautions should be maintain during the installation
2. Assembling/Disassembling should be performed by a qualified and certified electrician
3. Regulation and maintenance operations should be performed only after the previous disconnection of the fan from the power supply, even if the fan isn't working.
4. The electrical installation requires a switch with minimum 3mm distance between the contacts of all poles.
5. All the precautions should be undertaken to avoid the invers flow of gases to a room froman open chimney hole or other devices with the open fire.
6. The producer reserves the rights to introduce the innovations and alterations resulting from the technological development.

Warranty terms and conditions

The guarantee is binding for 3 years from the date of purchase after showing the receipt. Any imperfections or technical defects will be removed or the device will be replaced by a new one in the period of 21 days from date of delivery of the damaged device into the service authorities. The guarantee does not include the treatment of device which has visible defect at the moment of purchase, or if the defect results from inappropriate usage, storing and maintaining as well as mechanical damages.

Attention

It is prohibited to dispose of used equipment together with other waste. The crossed-out wheeled bin symbol indicates that electrical and electronic equipment, at the end of its service life, must not be disposed of together with other household waste. This symbol also means that products must be separately collected when disposed of. This device is made of materials and components that are suitable for reuse. The user is obliged to return used equipment to authorized electronic waste collection points. Operators of such collection points, including local collection centers, shops, and municipal units, form an appropriate system enabling the return of this equipment. Additional information about recycling the device can be obtained from the local city office, municipal waste management company, or the store where it was purchased. Proper disposal of used equipment helps prevent harmful effects on human health and the natural environment resulting from the possible presence of hazardous components. Households play an important role in contributing to reuse and recovery, including recycling, of used equipment; at this stage, attitudes are shaped that affect the preservation of the common good, which is a clean natural environment. Households are also among the largest users of small equipment, and rational management at this stage contributes to the recovery of secondary raw materials.



Warranty number _____

Date of report	Date of repair	Scope of repair	Signature

Model
serial number
Date of sale
Receipt number
sallers stamp

Date
Service stamp

3 year guarantee

22 PAP